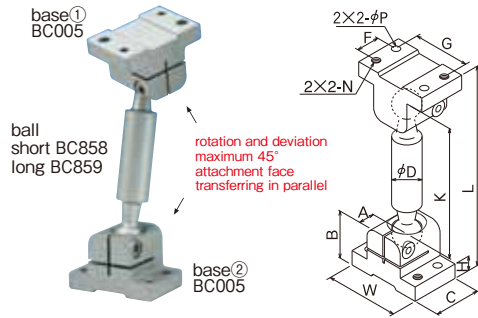


Assembly

Combination of joint-base for various use and joint-ball

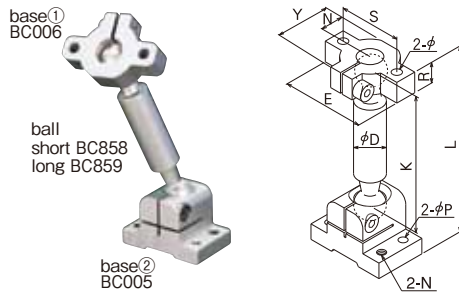
Flexible movement with refraction on 2 points



3-D bracket - How to specify									
For assembly									
BC 06 - 858 5 5 W									
Bracket	Size	Joint-ball type	Joint-base①	Joint-base②	Color				
		short 858 long 859	(last one-digit)	(last one-digit)	W: White B: Black				
			001 Shaft	004 Boss	006 Flange				
			002 Screw-fixed	005 Direct	007 L-shape				

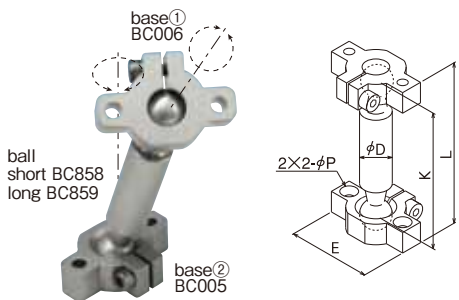
Part No.	color	φD	A	B	C	W	H	K	L	G	F	2×2φP	2×2-N	Cap screw	Horizontal load N
BC06-	W	φ 6	9	15.5	14	26	5.5	21	50	19	7	φ3.5	M3	M3	27
BC10-	(White)	φ10	12.5	19.5	20	32	6.5	33	68	24	10	φ4.5	M4	M4	71
BC13-	(short)	φ13	14	24.5	24	38	7.5	42	86	29	12				223
BC16-	B	φ16	18	31.5	30	48	9.5	51	106	37	16	φ5.5	M5	M5	230
BC20-	(Black)	φ20	20	35.5	35	52	10.5	65	126	41	19				230

Part No.	color	φD	A	B	C	W	H	K	L	G	F	2×2φP	2×2-N	Cap screw	Horizontal load N
BC06-	W	φ 6	9	15.5	14	26	5.5	30	59	19	7	φ3.5	M3	M3	22
BC10-	(White)	φ10	12.5	19.5	20	32	6.5	50	85	24	10	φ4.5	M4	M4	49
BC13-	(short)	φ13	14	24.5	24	38	7.5	65	109	29	12				56
BC16-	B	φ16	18	31.5	30	48	9.5	75	130	37	16	φ5.5	M5	M5	86
BC20-	(Black)	φ20	20	35.5	35	52	10.5	95	156	41	19				102



Part No.	color	φD	K	L	2-φP	2-N	E	Y	R	S	N	2-φ	Cap screw	Horizontal load N
BC06-	W	φ 6	21	41.5	φ3.5	M3	26	17	7	20	6	φ3.5 Drill	M3	27
BC10-	(White)	φ10	33	57.5	φ4.5	M4	34	20	9	25	8	M3 spot facing	M4	86
BC13-	(short)	φ13	42	72.5										40
BC16-	B	φ16	51	88	φ5.5	M5	50	31	16	38	13	M5 spot facing	M5	230
BC20-	(Black)	φ20	65	108										50

Part No.	color	φD	K	L	2-φP	2-N	E	Y	R	S	N	2-φ	Cap screw	Horizontal load N
BC06-	W	φ 6	30	50.5	φ3.5	M3	26	17	7	20	6	φ3.5 Drill	M3	22
BC10-	(White)	φ10	50	74.5	φ4.5	M4	34	20	9	25	8	M3 spot facing	M4	49
BC13-	(short)	φ13	65	95.5										40
BC16-	B	φ16	75	112	φ5.5	M5	50	31	16	38	13	M5 spot facing	M5	86
BC20-	(Black)	φ20	95	138										50



Part No.	color	φD	K	L	E	2×2-φP	Cap screw	Horizontal load N
BC06-	W	φ 6	21	33	26	φ3.5 Drill	M3	47
BC10-	(White)	φ10	33	47	34	M3 spot facing	M4	117
BC13-	(short)	φ13	42	59	40	M4 spot facing		139
BC16-	B	φ16	51	70	40	M4 spot facing	M5	147
BC20-	(Black)	φ20	65	90	50	M5 spot facing		185

Part No.	color	φD	K	L	E	2×2-φP	Cap screw	Horizontal load N
BC06-	W	φ 6	30	42	26	φ3.5 Drill	M3	29
BC10-	(White)	φ10	50	64	34	M3 spot facing	M4	79
BC13-	(short)	φ13	65	82	40	M4 spot facing		86
BC16-	B	φ16	75	94	40	M4 spot facing	M5	94
BC20-	(Black)	φ20	95	120	50	M5 spot facing		132

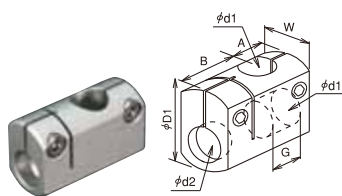
Selected parts of joint-base, 8 kinds

Please use with joint-ball (page 110.111). Assembling is acceptable.

Shaft

● Applicable for attachment in both horizontal and vertical direction with shaft

● Flexibly rotatable and stretchable with combination of shaft and joint-base

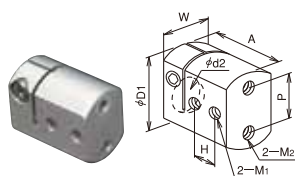


Part No.	color	φd1	φd2	φD1	A	B	W	G	Cap screw
BC06-	001 W (White) B (Black)	φ 6	φ 6	φ15	10	15	10	10	M3
BC08-		φ 8	φ 8	φ20	13	19.5	14	13	M4
BC09-		φ 9	φ 9						
BC10-		φ10	φ10	φ25	15	25.5	18	15	M5
BC12-		φ12	φ12						
BC13-		φ13	φ13	φ29	18	33	22	18	M5
BC15-		φ15	φ15						
BC16-		φ16	φ16	φ37	22	39	26	22	M5
BC19-		φ19.1	φ19.05						
BC20-		φ20	φ20						

Screw-fixed

● Screw for attachment has been tapped on lateral side and edge face

● Compact and flexible by direct attachment on face.



Part No.	color	φd2	φD1	A	W	H	P	2-M1	2-M×valid	Cap screw
BC06-	002 W (White) B (Black)	φ 6	φ15	21	10	7	10	M3	M3×7	M3
BC08-		φ 8	φ20	27	14	10	12	M4	M4×10	M4
BC09-		φ 9								
BC10-		φ10	φ25	31	18	12	15	M4	M4×12	M5
BC12-		φ12								
BC13-		φ13	φ29	35	22	12	18	M5	M5×12.5	M5
BC15-		φ15								
BC16-		φ16	φ37	45	26	25	M6	M6×15	M5	
BC19-		φ19.05								
BC20-		φ20								